

Homework – Regents Review #1 – Due Friday

Bring in your textbook on Monday! Time to return it! ☹️


Regents Review Tutoring Next Tuesday

After School Program TODAY – Support a Classmate!

Aim: What were the most important events of Bill Clinton and George W. Bush's presidencies?

Do Now: Why did the United States become involved in the Persian Gulf War in 1991? Explain.

**Regents
Prep
Question!**



SOURCE: Steve Kealey, Copley News Service

This 1991 cartoon is criticizing President George Bush for

- 1) refusing to support the United Nations
- 2) ignoring the economic needs of developing nations
- 3) involving the United States in foreign wars
- 4) using foreign affairs to hide domestic failures

Why #4?

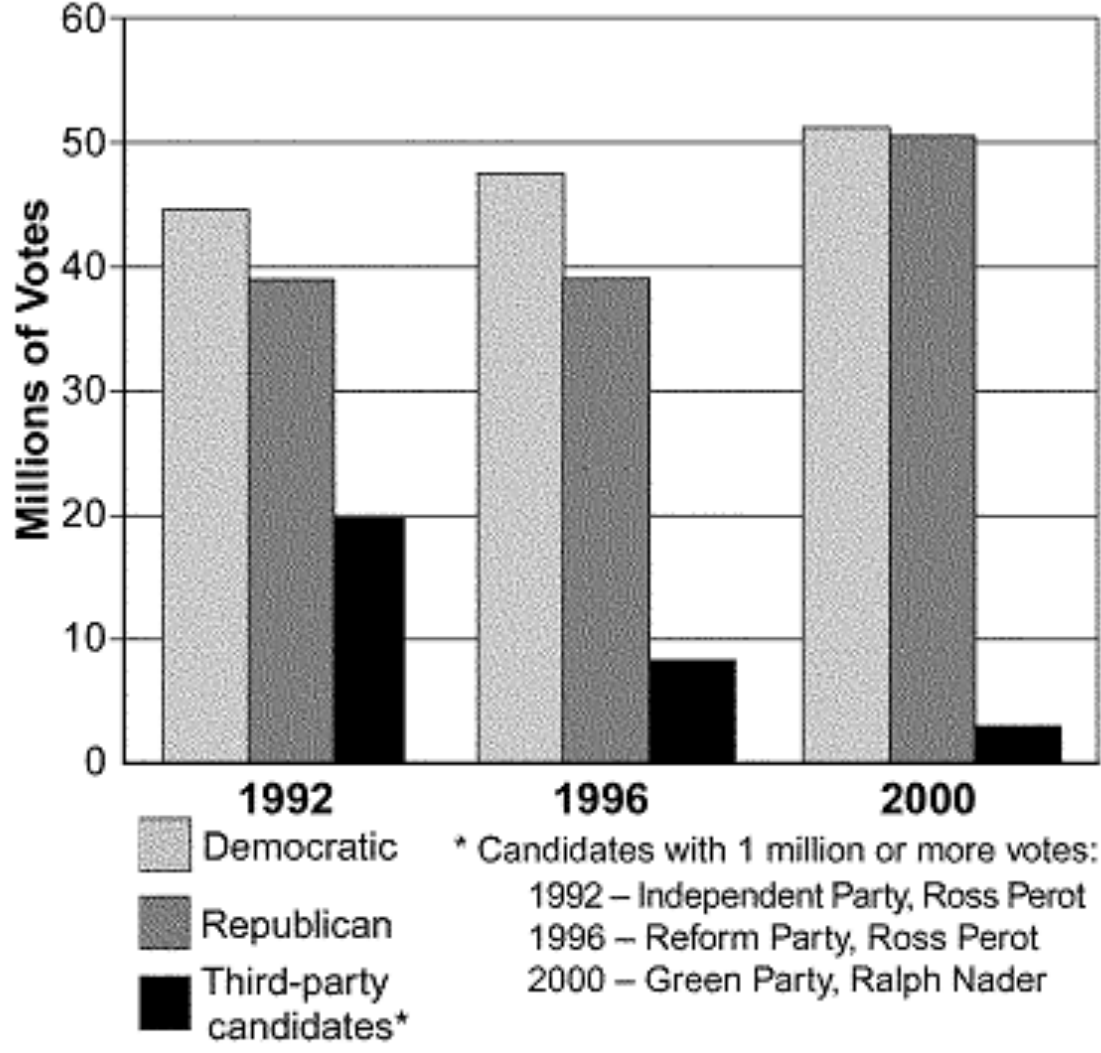
Domestic failure = recession of 1990 - 1992

1992 Election

- **Bill Clinton** = Democrat
- **George H.W. Bush** = Republican (incumbent)
- **Ross Perot** = Independent (Third Party)








Vote Cast for President by Major Political Party: 1992 to 2000
















Look at the bar graph on the small handout –

What happened to support for Third Party candidates from 1992 – 2000?

What conclusion can you draw from the given chart?

	Presidential Candidate	Vice Presidential Candidate	Political Party	Popular Vote		Electoral Vote	
				Count	Percentage	Count	Percentage
	William Clinton	Albert Gore Jr.	Democratic	44,909,806	43.01%	370	68.8%
	George Bush	J. Danforth Quayle	Republican	39,104,550	37.45%	168	31.2%
	H. Ross Perot	James Stockdale	Independent	19,743,821	18.91%	0	0.0%
	Andre Marrou	Nancy Lord	Libertarian	290,087	0.28%	0	0.0%
	Other (+)	-	-	375,659	0.36%	0	0.0%

Map Key	Turnout	Clinton	Bush
> 30%  	100% 		
> 40%  	80% 		
> 50%  -	60% 		
> 60% - -	40% 		
> 80%  -	20% 		


Clinton did NOT win a majority of the popular vote – Only 43%!

Clinton - Foreign Events

- Intervened abroad to protect human rights violations – some success and failure
- *Where?*
- Somalia (1992)
- Haiti (1994)
- Bosnia (1995) – removes Slobodan Milosevic
- Kosovo, Serbia (1999)
- Negotiated NAFTA in 1993 – North American Free Trade Agreement
- Purpose?
- Make trade easier between Mexico, USA and Canada

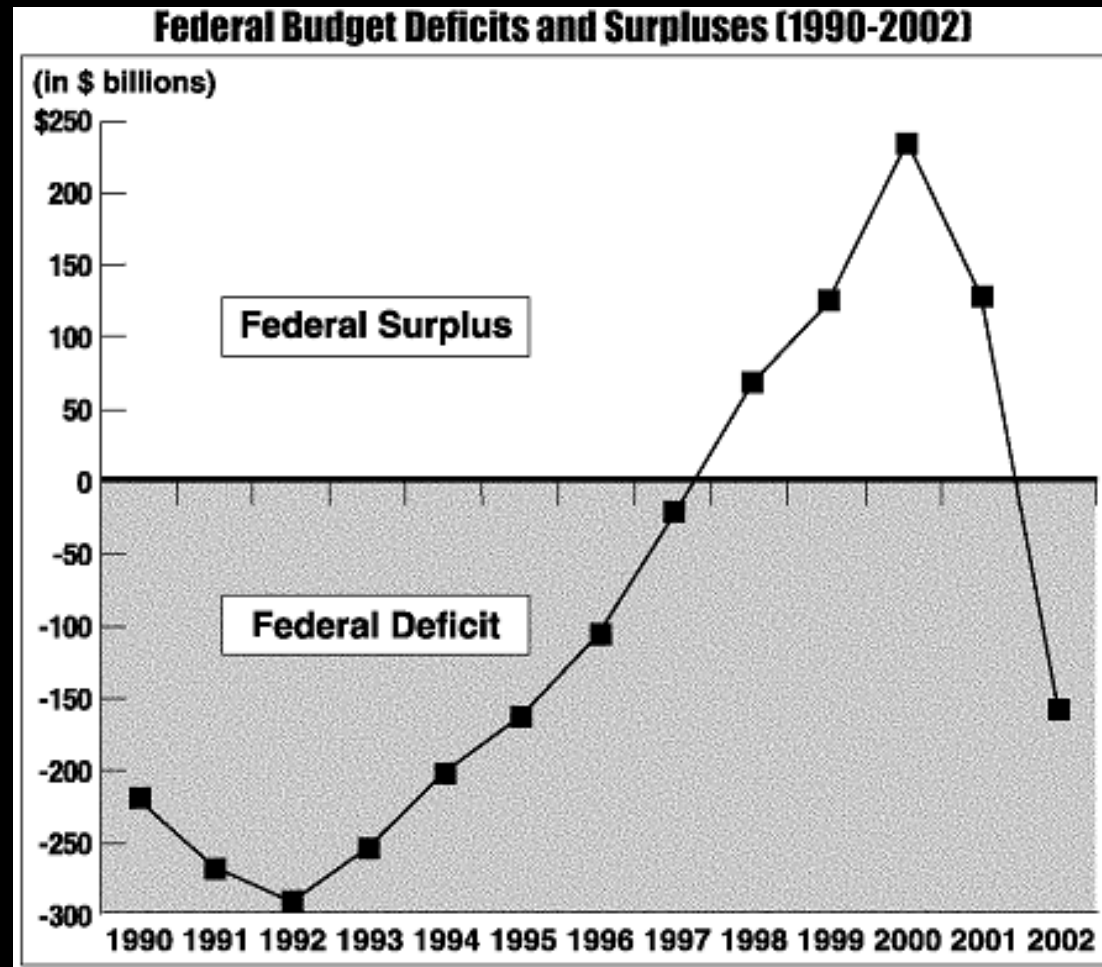
Terrorism

- World Trade Center, 1993
[Al Qaeda (AQ)]
 - 6 Killed, over 1000 injured
- Oklahoma City, 1995
 - 168 killed, over 600 injured.
 - Timothy McVeigh and Terry Nichols were convicted of the crime.
- Africa, 1998 (AQ)
 - Simultaneous attacks on US Embassies in Nairobi, Kenya and Dar es Salaam, Tanzania
 - 293 Killed including 12 Americans, over 4,000 injured.
- USS Cole, 2000 (AQ)
 - Attack on an American destroyer
 - 17 killed, 39 injured



Clinton - Domestic Events


- **Economic boom** – Era of the “dotcoms”
- What happened to the federal deficit? (See line graph on the small handout)
- **Reduced the deficit and increased federal surplus to get closer to a balanced budget**



Clinton - Domestic Events (Cont'd)

- Attempts to reform health care system – Fails!
- Why? (Look at the cartoon on the small handout)
- Foreign affairs “tied him down”
- Also, lacked Republican support
- Impeachment (1998)
- Why?
- Charged with perjury and obstruction of justice
- Was NOT convicted!





What is the main idea of the cartoon?

2000 Election

- No incumbent
- **George W. Bush** = Republican
- **Al Gore** = Democrat (Vice President)
- **Ralph Nader** = Green Party (Third Party)



Final Election Returns

ELECTION OF 1876	Popular Vote		Electoral College Vote
	Total	Percentage	
Hayes*	4,033,497	47.95	185
Tilden	4,288,191	50.98	184
Cooper	78,501	0.90	—

ELECTION OF 1888	Popular Vote		Electoral College Vote
	Total	Percentage	
Harrison*	5,449,825	47.82	233
Cleveland	5,539,118	48.61	168
Fisk	249,492	2.19	—
Streeter	146,602	1.29	—

ELECTION OF 2000	Popular Vote		Electoral College Vote
	Total	Percentage	
George W. Bush*	50,456,062	47.89	271
Albert Gore	50,996,582	48.40	266
Ralph Nader	2,858,843	2.71	—

*elected by electoral college

**Regents
Prep
Question!**

**Why
#3?**

**Look at
the
pattern:**

Which criticism of the electoral college system is illustrated by the information in the table?

- 1) Minor-party candidates often receive too many electoral votes.
- 2) Presidential electors frequently do not vote for the person they were pledged to support.
- 3) A person can win the presidency without winning the most popular votes.
- 4) The vote of the people in each state has little relationship to the election outcome.



Bush - Domestic Events

- Protests and criticism over the election results
- **Supreme Court ruled recounts would end in Florida**
- Large tax cut implemented in June of 2001 - sounds like...?
- Reagan (in fact several of his advisors were Reagan's advisors as well)
- 2003 – another tax cut
- Criticisms that these tax cuts only benefited the wealthy at the expense of the poor
- Education Policy = “***No Child Left Behind***”

Bush - Foreign Affairs (Atlas pg. 105)

- **9-11-01**: Act of terrorism plotted by *Osama bin Laden* and *Al-Qaeda* (terrorist organization)
- **War on Terrorism** – Bush stated that we needed to protect against the “*Axis of Evil*”
- **Patriot Act 2001** = (Read the handout and consider: **Does this Act remind you of anything else we have discussed before?**)
- Creation of the **Department of Homeland Security**
- **War in Afghanistan** to overthrow the Taliban
- **War in Iraq** – to find **Weapons of Mass Destruction (WMD's)** – led to overthrow of Saddam Hussein

What is the main idea of the cartoon?



**Regents
Prep
Question!**

Which of the following events led to the other three?

- 1) creation of the Department of Homeland Security
- 2) passage of the Patriot Act
- 3) United States overthrow of the Taliban in Afghanistan
- 4) September 11, 2001, terrorist attacks against the United States

**Why #4?
All the other events
happened after 9-11-01**

Final Summary

- Answer today's Aim Question in your notebook.
- Cite information from the notes today, handouts, and readings.